


Pedestrian Safety Barriers

PEDESTRIAN 90



FAST
AND EASY
TO INSTALL



**M12
GALVANISED STEEL**


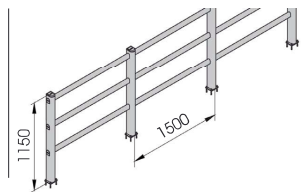


PED 90 1500x1150 MODULAR

Equipped with accessories

Packing
Colour

unpacked on pallet
B M



PED 90 1500x1150 CORNER

Equipped with accessories

Packing
Colour

unpacked on pallet
B M

